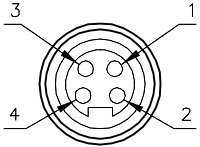

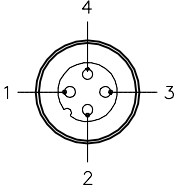

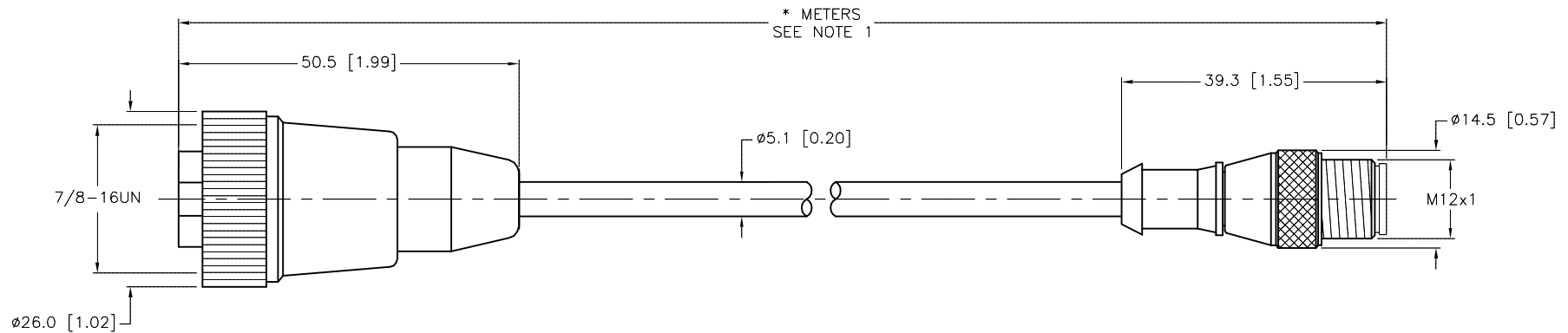


FEMALE END VIEW	MALE END VIEW	SPECIFICATIONS	
 <p>1 = BROWN 2 = N/C 3 = BLUE 4 = BLACK</p> 	 <p>1 = BROWN 2 = N/C 3 = BLUE 4 = BLACK</p> 	CONTACT CARRIER MATERIAL	NYLON OR TPU
		MOLDED HEAD MATERIAL/COLOR	TPU/YELLOW
		CONTACT MATERIAL/PLATING	BRASS/GOLD
		COUPLING NUT MATERIAL/PLATING	BRASS/NICKEL
		RATED CURRENT [A]	4.0 A
		RATED VOLTAGE [V]	250 V
		OUTER CABLE JACKET MATERIAL/COLOR	PVC/GREY
		CONDUCTOR INSULATION MATERIAL	PVC
		NUMBER OF CONDUCTORS [AWG]	3x22 AWG
		TEMPERATURE RANGE	-40°C to +105°C (-40°F to +221°F)
		PROTECTION CLASS	MEETS NEMA 1,3,4,6P AND IEC IP67



CABLE LENGTH	TOLERANCE*
ALL LENGTHS	+ 4% (OR 50mm) OF LENGTH - 0% (OR 0mm) OF LENGTH WHICHEVER IS GREATER
STRIP LENGTH	TOLERANCE*
0-7mm	±0.5mm
8-29mm	±1.0mm
30-49mm	±2.0mm
50-69mm	±3.0mm
70-100mm	±4.0mm
OVER 100mm	±5.0mm
* UNLESS OTHERWISE SPECIFIED	

NOTES:

1. "\*" INDICATES CABLE LENGTH IN METERS. CONTACT TURCK TO ORDER SPECIFIC LENGTHS.

2. "/CS10111" DESIGNATES CUSTOM WIRING.

SOURCE DRAWING - FOR REFERENCE ONLY

E	UPDATE CABLE SPECIFICATIONS	KMY	05/14/14	44672	RELATED DOCUMENTS 1. 2. 3. 4. MATERIAL SEE SPECIFICATIONS FINISH SEE SPECIFICATIONS	3RD ANGLE PROJECTION  ALL DIMENSIONS DISPLAYED ON THIS DRAWING ARE FOR REFERENCE ONLY CONTACT TURCK FOR MORE INFORMATION	THIS DRAWING IS CONFIDENTIAL AND THE PROPERTY OF TURCK INC. USE OF THIS DOCUMENT WITHOUT WRITTEN PERMISSION IS PROHIBITED. DRFT RDS APVD DATE 02/10/09 SCALE 1=1.0 UNIT OF MEASUREMENT <b>MILLIMETER [ INCH ]</b> DO NOT SCALE THIS DRAWING	3000 CAMPUS DRIVE MINNEAPOLIS, MN 55441 1-800-544-7769 (763) 553-7300 (763) 553-0708 fax turck.com	
REV	DESCRIPTION	BY	DATE	ECO NO.				DESCRIPTION RKM 40-*M-RS 4T/CS10111 IDENTIFICATION NO. FILE: 777015105	REV E SHEET 1 OF 1